

PATIENT INSTRUCTION SHEET

SPLIT-DOSE regimen

Evening before AND day of the procedure

What's Inside

Inside your Prepopak box you will find:

- One (1) dosing cup
- Two (2) packets of Prepopak powder
- Complete Product Information for your reference



Clear Liquids

Here are some examples of clear liquids your healthcare provider may recommend:

- Water
- White grape juice
- Clear broth
- Ginger ale
- Apple juice
- Plain gelatin
- White cranberry juice
- Frozen juice bars

DO NOT drink any of the following:

- **NO** red or purple liquids
- **NO** liquids that you can't see through
- **NO** alcoholic beverages

Important Safety Information


- Do not take Prepopak if your healthcare provider has told you that you have serious kidney problems, a blockage in your intestine (bowel obstruction), an opening in the wall of your stomach or intestines (bowel perforation), a very dilated intestine (toxic megacolon), problems with the emptying of food and fluid from your stomach (gastric retention), or an allergy to any of the ingredients in Prepopak
- Tell your healthcare provider right away if you have any of these symptoms of a loss of too much body fluid (dehydration) while taking Prepopak: vomiting that prevents you from keeping down the additional prescribed amounts of clear liquids that you must drink after taking Prepopak, dizziness, urinating less often than normal, or headache
- Prepopak and other bowel preparations can cause serious side effects, including serious loss of body fluid (dehydration) and changes in blood salts (electrolytes) in your blood. These changes can cause abnormal heartbeats that can cause death, seizures (this can happen even if you have never had a seizure), or kidney problems. Your chance of having fluid loss and changes in blood salts with Prepopak is higher if you have heart problems, have kidney problems, or take water pills or non-steroidal anti-inflammatory drugs (NSAIDs). The most common side effects of Prepopak include nausea, headache, and vomiting

Please see accompanying full Product Information.

Patient Instruction Video

To watch a brief demonstration of these instructions, scan this code with your smartphone or visit our website at www.prepopik.com/patientvideo.



 **Prepopik**TM
(sodium picosulfate, magnesium oxide, and
anhydrous citric acid) for oral solution
10 mg/3.5 g/12 g per packet

FERRING
PHARMACEUTICALS

PREPOPIKTM is a trademark of Ferring B.V.
© 2013 Ferring B.V. All rights reserved.
PK/127/2013/US

PATIENT INSTRUCTION SHEET

SPLIT-DOSE regimen

Evening before AND day of the procedure



PACKET

1

The night before your colonoscopy procedure

DATE

/ /

TIME


:

PM to

PM


STEP ONE

Fill the dosing cup provided with cold water up to the lower (5-ounce) line on the cup




STEP TWO

- Pour in the contents of ONE (1) packet
- Stir for 2-3 minutes until dissolved
- Drink the entire contents



STEP THREE

Follow with FIVE (5) 8-ounce drinks of clear liquid, taken at your own pace within the next 5 hours, before bed



Check off a circle as you finish each drink.



PACKET

2

The morning of your procedure

DATE

/ /

TIME

:


AM to

AM

Repeat STEPS ONE and TWO



Follow with at least THREE (3) 8-ounce drinks of clear liquid within 5 hours, before the colonoscopy



Check off a circle as you finish each drink.

Your colonoscopy is scheduled for

DATE

/ /

TIME

:

PM

AM



Prepik™

(sodium picosulfate, magnesium oxide, and anhydrous citric acid) for oral solution

10 mg/3.5 g/12 g per packet

Indication

Prepik is a prescription medicine used by adults to clean the colon before a colonoscopy. Prepik cleans your colon by causing you to have diarrhea. Cleaning your colon helps your healthcare provider see the inside of your colon more clearly during your colonoscopy.

Additional information on reverse side. ►

Please see Important Safety Information on reverse side.
Please see accompanying full Product Information.