



CELL SURGICAL NETWORK[®]

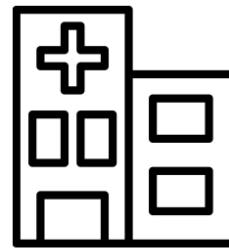
Safety Data

Background

The data presented represents averages collected from the Cell Surgical Network's HIPPA compliant online database. The Cell Surgical Network and its affiliates investigate the use of stromal vascular fraction (SVF, loaded with adipose derived stem cells) for regenerative medical purposes. Compiled from 2011 to 2016, this data was published in a peer reviewed journal in 2017 to illustrate the overall safety of cell surgery done under the CSN institutional review board approved protocols.

Data Collected By:

This data was collected by affiliates of the Cell Surgical Network. 112 Cell Surgical Network affiliates performed the same procedure across 58 different clinics worldwide.

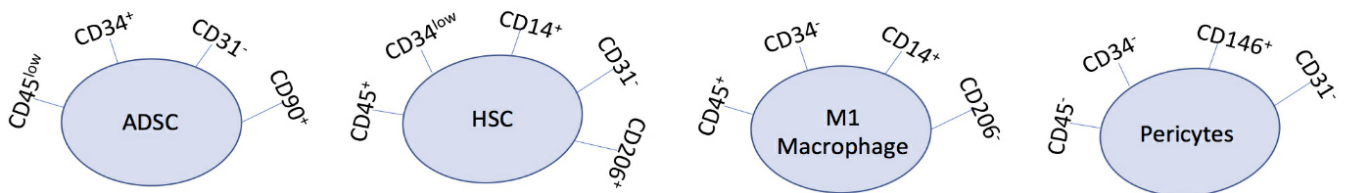


58 Clinics



112 Physicians

Cells in Stromal Vascular Fraction



The major cellular components of SVF are shown above along with their most defining cell surface markers. When examined under flow cytometry, no two patients' SVF composition was identical.



1524

Patients:
54.8% Male
46.2% Female



1698

SVF Deployments



1477

SVF Intravenous
Infusions

*The largest study to date containing IV infused SVF



Safety Data


Adverse Events

The majority of adverse events reported in this study resulted from mild to moderate pain caused by the mini-liposuction procedure, most of which resolved within a week.



■ None (57.42%)	■ Mild (31.04%)
■ Moderate (7.95%)	■ Severe (0.58%)
■ Missing (3.01%)	

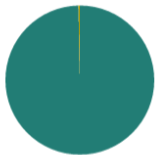
Pain From Liposuction Procedure After 1 week



■ Yes (0.50%)	■ No (99.50%)
---------------	---------------

Infection at Liposuction Site

Adverse Events



■ No (99.70%)	■ Yes (0.30%)
---------------	---------------

Infection At Deployment Site

Long Term Follow-Up (~2 years)

Adverse events related to stem cell therapies?



Reports of Cancer

The National Institute of Cancer reports that the incidence of cancer in adults between 50 and 65 years old, the rate is 0.78%. The reported rate of cancer in this study was 0.72%. Thus, the findings are consistent with the number of patients expected to report cancer and do not suggest adult stem cells have any tumorigenic qualities.

