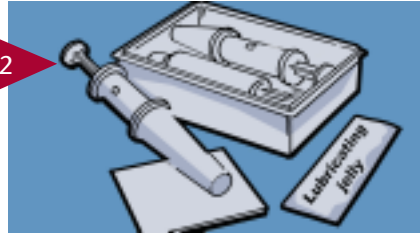


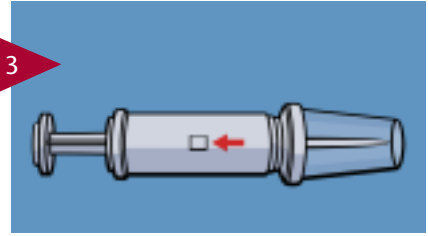
CHILD ADMINISTRATION INSTRUCTIONS



1 Put person on their side where they can't fall.



2 Get medicine.



3 Get syringe. Note: seal pin is attached to the cap.



4 Push up with thumb and pull to remove cap from syringe. **Be sure seal pin is removed with the cap.**



5 Lubricate rectal tip with lubricating jelly.



6 Turn person on side facing you.



7 Bend upper leg forward to expose rectum.



8 Separate buttocks to expose rectum.



9 Gently insert syringe tip into rectum. Note: rim should be snug against rectal opening.

SLOWLY...

COUNT OUT LOUD TO THREE...1...2...3



10 Slowly count to 3 while gently pushing plunger in until it stops.



11 Slowly count to 3 before removing syringe from rectum.



12 Slowly count to 3 while holding buttocks together to prevent leakage.

ONCE DIASTAT® IS GIVEN



13 Keep person on the side facing you, note time given, and continue to observe.

DIASTAT® Indication

DIASTAT® AcuDial™ (diazepam rectal gel) is a gel formulation of diazepam intended for rectal administration in the management of selected, refractory patients with epilepsy, on stable regimens of AEDs, who require intermittent use of diazepam to control bouts of increased seizure activity, for patients 2 years and older.

Important Safety Information

In clinical trials with DIASTAT®, the most frequent adverse event was somnolence (23%). Less frequent adverse events reported were dizziness, headache, pain, vasodilatation, diarrhea, ataxia, euphoria, incoordination, asthma, rash, abdominal pain, nervousness, and rhinitis (1%–5%).

CALL FOR HELP IF ANY OF THE FOLLOWING OCCUR

- Seizure(s) continues 15 minutes after giving DIASTAT® or per the doctor's instructions:
- Seizure behavior is different from other episodes
- You are alarmed by the frequency or severity of the seizure(s)
- You are alarmed by the color or breathing of the person
- The person is having unusual or serious problems

Local emergency number: _____ Doctor's number: _____
(Please be sure to note if your area has 911)

Information for emergency squad: Time DIASTAT® given: _____ Dose: _____

Diastat®
(diazepam rectal gel)

Diastat® AcuDial™
(diazepam rectal gel) 

DISPOSAL INSTRUCTIONS ON REVERSE SIDE

IMPORTANT

Read first before using

To the caregiver using DIASTAT®:

Please do not give DIASTAT® until:

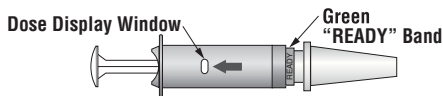
1. You have thoroughly read these instructions
2. Reviewed administration steps with the doctor
3. Understand the directions

To the caregiver using Diastat® AcuDial™:

Please do not give DIASTAT® AcuDial™ until:

1. You have confirmed:
 - Prescribed dose is visible and if known, is correct
 - Green “ready” band is visible

Confirm the dose and green ready band are visible.



2. You have thoroughly read these instructions
3. Reviewed administration steps with the doctor
4. Understand the directions

Please do not administer DIASTAT® until you feel comfortable with how to use DIASTAT®. The doctor will tell you exactly when to use DIASTAT®. When you use DIASTAT® correctly and safely you will help bring seizures under control. Be sure to discuss every aspect of your role with the doctor. If you are not comfortable, then discuss your role with the doctor again.

To help the person with seizures:

- ✓ You must be able to tell the difference between cluster and ordinary seizures.
- ✓ You must be comfortable and satisfied that you are able to give DIASTAT®.
- ✓ You need to agree with the doctor on the exact conditions when to treat with DIASTAT®.
- ✓ You must know how and for how long you should check the person after giving DIASTAT®.

To know what responses to expect:

- ✓ You need to know how soon seizures should stop or decrease in frequency after giving DIASTAT®.
- ✓ You need to know what you should do if the seizures do not stop or there is a change in the person’s breathing, behavior, or condition that alarms you.

If you have any questions or feel unsure about using the treatment, **CALL THE DOCTOR** before using DIASTAT®.

Where can I find more information and support?

For information on DIASTAT® and DIASTAT® AcuDial™:

Call 1-877-361-2719 or visit www.diastat.com

Additional resource:

Epilepsy Foundation (EF). You can reach EF by calling 1-800-EFA-1000 or www.efa.org.

When to treat. Based on the doctor's directions or prescription

Special considerations

DIASTAT® should be used with caution:

- In people with respiratory (breathing) difficulties (eg, asthma or pneumonia)
- In the elderly
- In women of child bearing potential, pregnancy, and nursing mothers

Discuss beforehand with the doctor any additional steps you may need to take if there is leakage of DIASTAT® or a bowel movement.

Patient's DIASTAT® dosage is: _____ mg

Patient's resting breathing rate _____ Patient's current weight _____

Confirm current weight is still the same as when DIASTAT® was prescribed _____

Check expiration date and always remove cap before using. Be sure seal pin is removed with the cap.

TREATMENT 1

Important things to tell the doctor

Date	Seizures before DIASTAT®			Seizures after DIASTAT®		
	Time	Seizure type	No. of seizures	Time	Seizure type	No. of seizures
_____	_____	_____	_____	_____	_____	_____
_____	_____	_____	_____	_____	_____	_____

Things to do after treatment with DIASTAT® AcuDial™

Stay with the person for 4 hours and make notes on the following:

- Changes in resting breathing rate _____
- Changes in color _____
- Possible side effects from treatment _____

TREATMENT 2

Important things to tell the doctor

Date	Seizures before DIASTAT®			Seizures after DIASTAT®		
	Time	Seizure type	No. of seizures	Time	Seizure type	No. of seizures
_____	_____	_____	_____	_____	_____	_____
_____	_____	_____	_____	_____	_____	_____

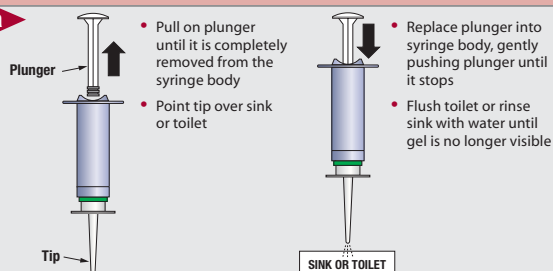
Things to do after treatment with DIASTAT® AcuDial™

Stay with the person for 4 hours and make notes on the following:

- Changes in resting breathing rate _____
- Changes in color _____
- Possible side effects from treatment _____

DISPOSAL INSTRUCTIONS FOR DIASTAT® AcuDial™

14a



This step is for DIASTAT® AcuDial™ users only

- At the completion of step 14a:
- Discard all used materials in the garbage can
 - Do not reuse
 - Discard in a safe place, away from children

14b

DISPOSAL FOR DIASTAT® 2.5 MG

- At the completion of step 13:
- Discard all used materials in the garbage can
 - Do not reuse
 - Discard in a safe place, away from children

Adult administration instructions available for download at diastat.com