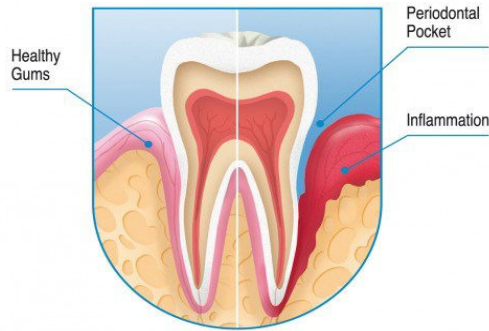


A Chronic Infection of the Gum



OTHER SERVICES

We provide consultations and treatment for :

- ◆ Smile Makeovers
- ◆ Periodontitis (gum disease)
- ◆ Gum Recession & Bone Loss
- ◆ Dental Implants (single or multiple)
- ◆ Laser Procedures

OFFICE HOURS

MONDAY	10AM—7PM
TUESDAY	9AM—6PM
WEDNESDAY	10AM—7PM
THURSDAY	10AM—4PM
FRIDAY	8AM—4PM

Hygiene Team


- Alice Chung, DDS
- Debbie Dreyfus, RDH
- Hana Froum, RDH



- ◆ PERIODONTIST - IMPLANT SPECIALIST
- ◆ DIPLOMATE OF THE AMERICAN BOARD OF PERIODONTOLOGY
- ◆ DIPLOMATE OF THE INTERNATIONAL CONGRESS OF ORAL IMPLANTOLOGY PERIODONTICS & IMPLANT DENTISTRY
- ◆ CLINICAL PROFESSOR AND DIRECTOR OF CLINICAL RESEARCH DEPARTMENT OF PERIODONTOLOGY & IMPLANT DENTISTRY AT NEW YORK UNIVERSITY COLLEGE OF DENTISTRY

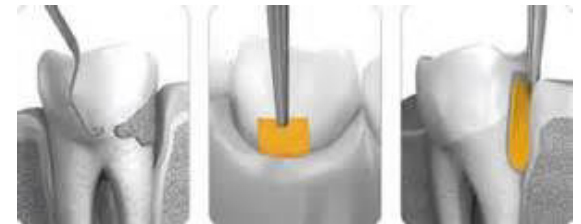
PERIOCHIP®

NON SURGICAL AID IN THE TREATMENT OF PERIODONTAL DISEASE



Because every tooth

matters...





What is PerioCHIP®?

PerioChip® is a unique biodegradable chip, which contains 2.5 mg of Chlorhexidine Gluconate (CG). CG has been shown to be an effective and safe adjunctive treatment for reduction of pocket depth (PD) in patients with adult periodontitis with a PD greater than or equal to 5mm, when used with scaling and root planing (SRP).

What is Periodontal Disease?

Periodontal disease is a chronic inflammation of the gum tissues that results in destruction of the underlying bone that holds the teeth. Left untreated, it can cause bleeding gums, chronic bad breath, pain and tooth loss®. Some studies have indicated a link between gum disease and heart disease and stroke®.

How does PerioCHIP® work?

PerioChip® has been shown to fight destructive bacteria for a period of seven to ten days®.

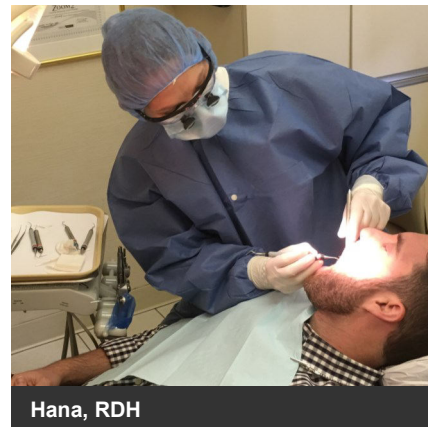
How is PerioChip® applied?

PerioChip® is a small thin wafer that we insert under the gums in areas where gum pockets are equal to or greater than 5 mm after scaling and root planing

Because gum disease is a chronic condition, we may recommend additional treatment at three and/or six months after initial treatment, in areas where PD's remain >5mm. Once in place, PerioChip® dissolves naturally with no need to remove it. Patients should avoid flossing at the site of PerioChip® insertion for 7 days after placement, since flossing could dislodge the chip. Patients should notify us promptly if the chip dislodges.

What kind of results can I expect from using PerioChips®?

Everyone heals differently. Therefore results will vary from one patient to the next. However, at nine months after initial treatment., clinical evidence has shown significant reduction of probing pocket depth(s) in those who received perio chip and scaling & root planing, compared with patients treated with scaling and root planing alone.



Hana, RDH

Patient Instructions

1. No special preparation is necessary (except if you normally premedicate for your maintenance visits).
2. Brush the rest of your teeth as usual. Do not brush the teeth treated with PerioChip® 24 hours. Do not floss or use toothpicks or other devices on the teeth treated with PerioChip® for 7 days following treatment. To keep the area clean rinse 4 to 5 times a day (1/2 teaspoon of Epsom salt in 8 ounces warm water).
3. Return in 4-6 weeks to check the area.
4. It takes at least 4-6 weeks for maximum effect of the cleaning plus PerioChip®. At that time Dr. Froum will re-evaluate the improvement. **If you have any questions or emergencies, we have a 24 hour answering service. Please call (212)586-4209**

Contact Us

17 West 54th Street, ste. 1 c/d
New York, New York 10019

(212)586.4209

Email dr.froum@verizon.net

Visit us on the web:

www.drstuartfroum.com